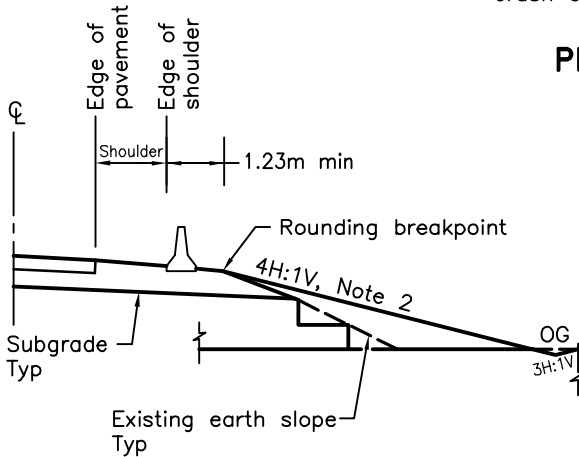
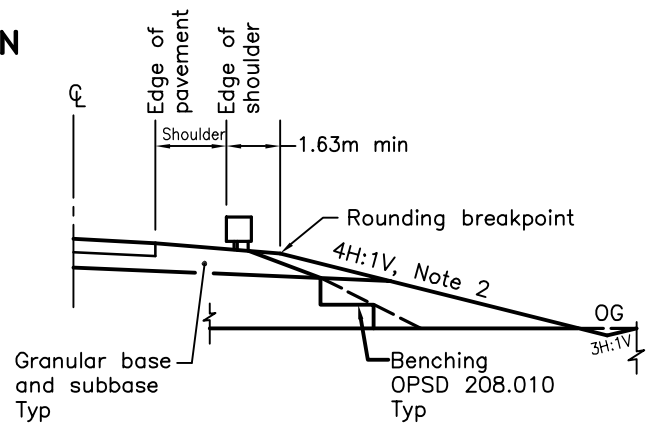


PLAN

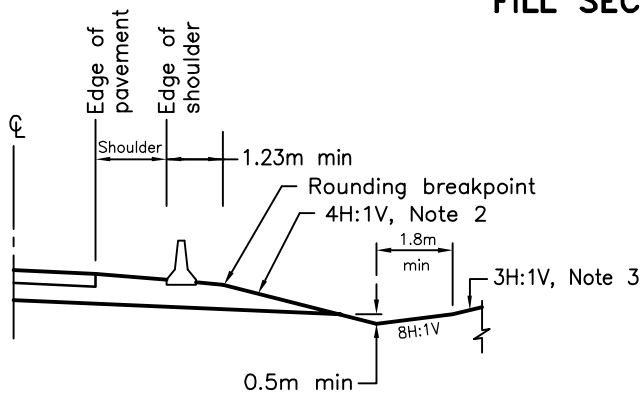


SECTION A-A

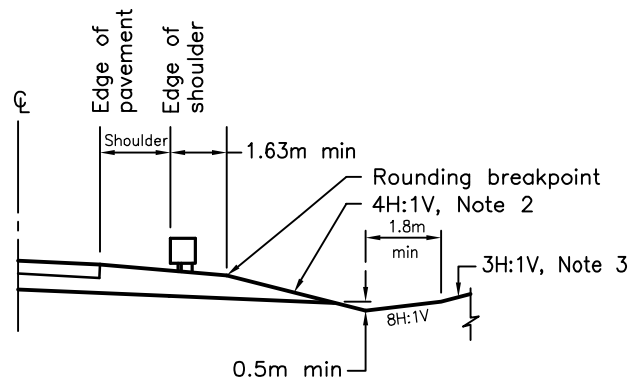


SECTION B-B

FILL SECTION



SECTION A-A



SECTION B-B

CUT SECTION

NOTES:

- 1 Measured from impact head or nose assembly of terminal.
 - 2 Slope shall be flatter when specified.
 - 3 Slope shall be steeper when specified.
- A All dimensions are in meters unless otherwise shown.

| | | | | |
|--|--|---------------------|-------|--|
| ONTARIO PROVINCIAL STANDARD DRAWING | | Nov 2016 | Rev 1 | |
| ROADWAY WIDENING SINGLE SIDED ENERGY ATTENUATING TERMINALS APPROACH END | | ----- | | |
| | | ----- | | |
| | | OPSD 202.033 | | |