METRIC
DIMENSIONS ARE IN METRES AND/OR MILLIMETRES UNLESS OTHERWISE SHOWN

CONT No
WP No

SHEET

PRECAST DECK PANELS FOR CONCRETE GIRDERS – DETAILS II

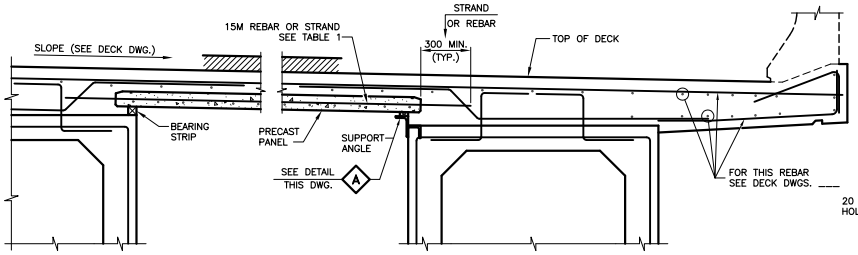

INTERIOR BEAM

EXTERIOR BEAM

PRESTRESSED BOX BEAM WITH BRIDGE DECK PANELS

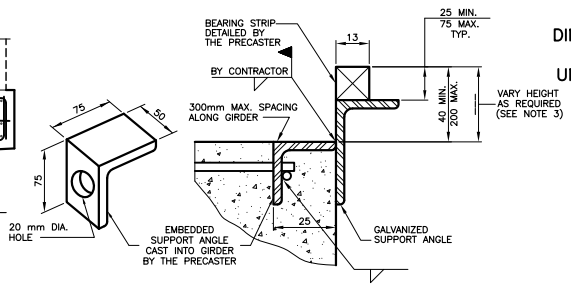

A ALTERNATIVE SUPPORT ANGLE DETAIL
(GIRDER WITHOUT SUPPORT STRAP)
(DESIGNED BY THE CONTRACTOR/PRECASTER)

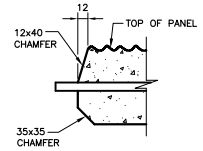

E CHAMFER DETAIL

NOTES:
1. THIS DRAWING TO BE READ IN CONJUNCTION WITH DWG. SS109–40.
2. THE EFFECTIVE TOP FLANGE DESIGN WIDTH FOR GIRDER INTERFACE SHEAR SHALL BE THE CLEAR HORIZONTAL DISTANCE BETWEEN EDGES OF ADJACENT PANELS.
3. THE CONTRACTOR SHALL FIELD MEASURE OR TAKE SURVEY ELEVATIONS OF THE ACTUAL CAMBER ON THE GIRDER BEFORE DETAILING THE BEARING STRIP HEIGHTS.

NOTE:
USE ALTERNATIVE DETAIL A WHEN OPTION 2 SUPPORT ANGLE DETAIL IS USED FOR EXTERIOR GIRDERS.

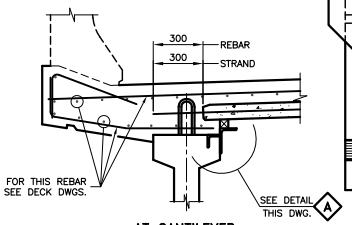

AT CANTILEVER

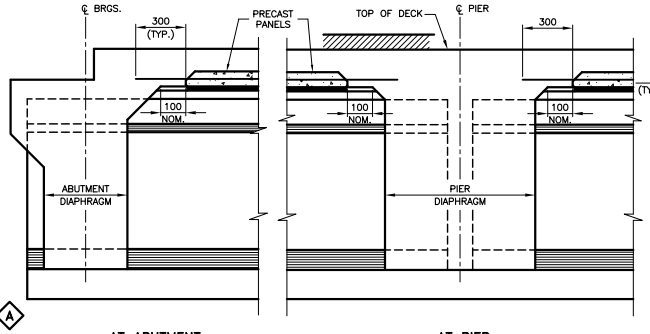

AT ABUTMENT

AT PIER

TYPICAL PLACING DETAILS FOR CONCRETE GIRDERS

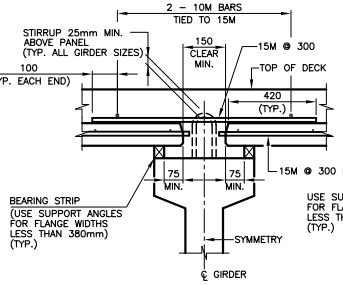

B DETAIL
(UNSTRESSED PANELS)
(CPCI 900, 1200, AND 1400 GIRDERS ONLY)

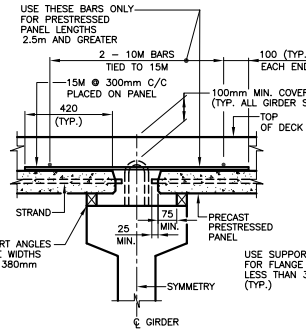

C DETAIL
(PRESTRESSED PANELS)
(CPCI 900, 1200, AND 1400 GIRDERS ONLY)

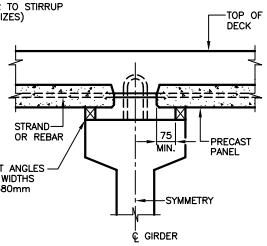

D DETAIL
(CONTINUOUS STRAND OR REBAR)
(TYP. ALL CPCI GIRDERS)

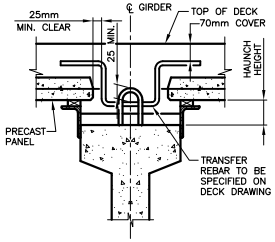

SECTION OF TRANSFER REBAR

NOTE:
USE TRANSFER REBAR WHEN TOP OF GIRDER STIRRUP IS LESS THAN 25mm ABOVE TOP OF PANEL OR HAUNCH HEIGHT EXCEEDS 100mm.

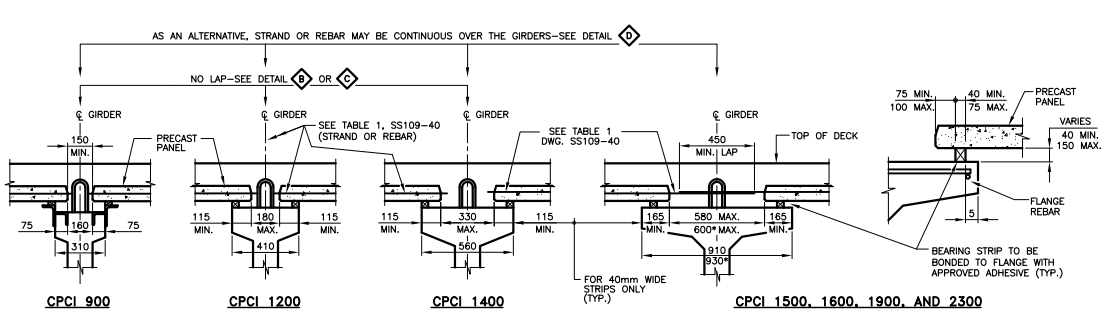

CPCI 900

CPCI 1200

CPCI 1400

CPCI 1500, 1600, 1900, AND 2300
* CPCI 1900A AND 2300A

SEE TABLE 1, SS109–40 (STRAND OR REBAR)

ASSEMBLY DETAILS FOR CPCI GIRDERS
(FOR FLANGE WIDTHS 910mm AND GREATER LAP THE STRAND OR REBAR AS SHOWN ABOVE)

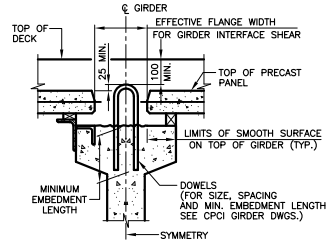

F DETAIL

HALF SECTIONS OF ADDITIONAL GIRDER DOWELS

NOTES TO DESIGNER:
1. DETAILS IN THIS STANDARD DRAWING ARE NOT INTENDED FOR NU GIRDERS. FOR NU GIRDERS, THE DESIGNER SHALL CHECK THE GIRDER AND THE DETAIL ADEQUACY AND MODIFY THIS STANDARD DRAWING TO SUIT.
2. THE 'NOTES TO DESIGNER' SHALL BE DELETED FROM THIS DRAWING PRIOR TO ISSUING OF THE CONTRACT.

REFER TO 1.1.8 IN THE STRUCTURAL MANUAL FOR PROFESSIONAL ENGINEER STAMPING REQUIREMENTS.

DRAWING NOT TO BE SCALED
100mm ON ORIGINAL DRAWING

STANDARD DRAWING
JULY 2014

SS109–41

PRECAST DECK PANELS FOR CONCRETE GIRDERS – DETAILS II

REVISIONS			